

## Contents

---

Analysis -> Tonnage and GP Summary (HKD) .....	2
Analysis -> Job Summary Report.....	3
Analysis -> Agent/Customer/Salesman Volume and Sales Performance .....	4
Analysis -> Charge P&L Analysis.....	6
Report-> Report generator .....	8

---





## Analysis -> Tonnage and GP Summary (HKD)

<b>Analysis</b>	<b>Utility</b>	
<b>Tonnage and GP Summary (HKD)</b>		
<b>Tonnage and GP Summary (Base Currency)</b>		<b>Date To</b> 31/08/2016
<b>Job Summary Report</b>		
<b>Agent Volume and Sales Performance</b>		
<b>Customer Volume and Sales Performance</b>		
<b>Salesman Volume and Sales Performance</b>		
<b>Charge P&amp;L Analysis</b>		

User may input the date range to have a quick reference for each division tonnage.

YTD is the tonnage from the date input to "To" date, i.e from 01/05/2016 to 31/08/2016.

Or user may choose to check one month data, i.e input 01/05/2016 To 31/05/2016.

Analysis	Utility															
Tonnage and GP Summary (HKD)						   						User HKG LEO				
Date	1/05/2016	To	31/08/2016	Go												
Description	YTD	MAY	JUN	JUL	AUG	SEP	OCT	NOV	DEC	JAN	FEB	MAR	APR			
SEA Outbound																
1 No. of Bills	1,786	482	415	481	408	0	0	0	0	0	0	0	0			
2 FCL (TEU)	1,942	494	492	544	412	0	0	0	0	0	0	0	0			
3 Consol (CBM)	2,701	670	646	800	584	0	0	0	0	0	0	0	0			
4 LCL (CBM)	10	9	0	0	1	0	0	0	0	0	0	0	0			
SEA Misc																
5 No. of Bills	3	0	1	1	1	0	0	0	0	0	0	0	0			
SEA Inbound																
6 No. of Bills	1,743	431	431	478	403	0	0	0	0	0	0	0	0			
7 FCL (TEU)	111	20	25	30	36	0	0	0	0	0	0	0	0			
8 Consol (CBM)	3,745	946	935	1,028	834	0	0	0	0	0	0	0	0			
9 LCL (CBM)	0	0	0	0	0	0	0	0	0	0	0	0	0			
AIR Outbound																
10 No. of Bills	8,187	1,918	2,039	2,416	1,814	0	0	0	0	0	0	0	0			
11 KGS	3,398,446	759,263	830,368	1,000,221	808,594	0	0	0	0	0	0	0	0			
AIR Misc																
12 No. of Bills	149	51	42	41	15	0	0	0	0	0	0	0	0			
13 KGS	36,747	5,544	16,767	9,882	4,553	0	0	0	0	0	0	0	0			
AIR Inbound																
14 No. of Bills	824	201	229	210	184	0	0	0	0	0	0	0	0			
15 KGS	298,999	48,891	74,242	70,711	105,155	0	0	0	0	0	0	0	0			

Tonnage and GP Summary (Base Currency) is the same, the base currency will follow local currency, i.e China will show the amount as local currency CNY, Vietnam will show as VND etc.

## Analysis -> Job Summary Report

Analysis	Utility			User
Tonnage and GP Summary (HKD)				HKG/L
Tonnage and GP Summary (Base Currency)		Date To		
Job Summary Report				
Agent Volume and Sales Performance				
Customer Volume and Sales Performance				
Salesman Volume and Sales Performance				
Charge P&L Analysis				

This is excel file which will list out the total income, total cost and gross profit of each job.

FCL	Consol		LCL	Wgt	Local Income	Local Cost	Overseas Income	Overseas Cost		GP
Teu	Teu	Cbm	cbm	kgs	HKD	HKD	HKD	HKD	Name	HKD
0				403.00	6,989.40	-6,989.40	0.00	0.00	COLOADER AGENT (AIR)	0.00
0				74.00	1,294.10	-1,294.10	0.00	0.00	COLOADER AGENT (AIR)	0.00
0				246.00	4,517.60	-4,517.60	0.00	0.00	COLOADER AGENT (AIR)	0.00
0				167.00	3,405.00	-3,405.00	0.00	0.00	COLOADER AGENT (AIR)	0.00
0				138.00	2,954.00	-2,954.00	0.00	0.00	COLOADER AGENT (AIR)	0.00
0				494.00	8,317.70	-8,317.70	0.00	0.00	COLOADER AGENT (AIR)	0.00
0				759.00	15,429.10	-15,429.10	0.00	0.00	COLOADER AGENT (AIR)	0.00
0				202.00	3,408.90	-3,408.90	0.00	0.00	COLOADER AGENT (AIR)	0.00
0				324.00	4,228.60	-4,228.60	0.00	0.00	COLOADER AGENT (AIR)	0.00
0				90.00	0.00	0.00	0.00	0.00	PARISI GRAND SMOOTH LOGIST	0.00
0				64.00	0.00	0.00	0.00	0.00	PARISI GRAND SMOOTH LOGIST	0.00
0				497.00	10,685.50	-5,928.35	0.00	0.00	CONTINENTAL CARRIER (P) L	4,757.15
0				329.50	7,084.25	-4,848.85	0.00	0.00	CONTINENTAL CARRIER (P) L	2,235.40
0				685.00	15,291.50	-7,367.05	0.00	0.00	CONTINENTAL CARRIER (P) L	7,924.45
0				126.00	0.00	-2,492.90	2,605.20	0.00	CONTINENTAL CARRIER (P) L	112.30
0				68.00	3,794.40	-891.70	0.00	0.00	MINDRAY MEDICAL INDIA PVT	2,902.70
0				514.00	16,859.20	-6,457.80	0.00	0.00	GOLDEN HARVEST INDUSTRIES	10,401.40




And have a quick scan for each job's details.

Job Summary Report											
Job No.	MAWB	HAWB	VSL	VOY	POL	POD	ETD	ETA	CNTR NO.	Size	# of Bill
SEA AIR											
HKGM16050000	0226A47161	ASHKG699009	WAN HAI 613	W008	HKHKG AEDXB	4/5/2016	19/5/2016	WHLU5233789		2.730CBM	1
HKGM16050000	HKWB1124876	ASHKG699010	A HYUNDAI HIGHNESS	544W	HKHKG AEDXB	12/5/2016	27/5/2016	TEMU4279157		19.060CB	2
HKGM16050000	0226A52085	ASHKG699012	KOTA CARUM	W037	HKHKG AEDXB	18/5/2016	2/6/2016	GLDU9668774		3.590CBM	1
SEA OFFSHORE											
HKGS0160500001		SA160NB0102	NYK LYRA	1911E	CNNGS ECDYE	3/5/2016	5/6/2016	NYKU3643799		1x20DC	
HKGS0160500000	MAEUS9866512	S160NB02293	A. P. MOLLER	1609	CNNGS DOHAI	5/5/2016	12/6/2016	MSKU4648614		1x40HC	
HKGS0160500000	MAEUS69486396	MAEUS69486396	MSC SAVONA	612E	CNNGS CLARI	5/5/2016	17/6/2016	MRKU2196241		1x40HC	
HKGS0160500004		S160NB02794	CHARLOTTE MAERSK	1605	CNNGS PACFZ	10/5/2016	31/5/2016	TGHU7217016		4.240CBM	
HKGS0160500005		S160NB08131	NYK LODESTAR	2001E	CNNGS ECDYE	9/5/2016	19/6/2016	TCLU4227120		1x40DC	
HKGS0160500000	NYKSNB600745	S160NB02235	MOL PREMIUM	2002E	CNNGS ECDYE	13/5/2016	19/6/2016	TCLU94854965		12.760CB	
HKGS0160500000	HF16BU1624	TA605047N	HANSA SALZBURG	1620E	CNNGX PECLL	14/5/2016	10/6/2016	SEGU4681391		12.780CB	
HKGS0160500000	HLCUTPE160501	HLCUTPE160501	XIN SHAN TOU	103PPE	TKKHH BZBZE	14/5/2016	22/6/2016	TGHU7878839		1x40HC	
HKGS0160500000	604568504	LT160040616E	CLIFFORD MAERSK	1607	CNNGS SRPBM	15/5/2016	26/6/2016	CAIU2085890		1x20DC	
HKGS0160500011	S160SHA06731	S160SHA06731	MAERSK ELBA	1605	CNNGS PACFZ	18/5/2016	10/6/2016	MSKU8273930		1.860CBM	
HKGS0160500011	HLCUNG1603BH	S160NB02757	PAXI	619E	CNNGS CLSAL	17/5/2016	22/6/2016	TCU93639091		1x20DC	
HKGS0160500012		KRI17443871A	HANJIN LOS ANGEL	0135E	KRPUS USNYC	4/5/2016	4/6/2016	TRLU7345721		0.600CBM	
HKGS0160500011	MSZNYK604L620	ASSZX600160	CMA CGM TAGE	201USS	CNYTN USNYC	1/5/2016	30/5/2016	CMAU4940292		7.062CBM	
HKGS0160500014		ASHKG600398	HANJIN BUENOS AI	0041E	KRPUS USNYC	25/5/2016	27/6/2016	TEMU6230500		7.550CBM	
HKGS0160500011	604545255	MAEUS604545255	MSC VEGA	614E	CNNGN PABLB	19/5/2016	20/6/2016	MRKU5621719		1x40HC	
HKGS0160500011	HLCUNG1603BI	S160NB03178	CMA CGM TARPON	1077PPE	CNNGS JMKIN	27/5/2016	29/6/2016	HLKU6453860		1x40HC	
HKGS0160500011	143680481141	S160NB02316	ITAL LIBERA	0745-080	CNNGS DOHAI	20/5/2016	21/6/2016	FCIU9545526	TEMU621925	2x40HC	
HKGS0160500011	APLU077821830	F605106N	KATLIN-S	222E	CNNGS PABLB	31/5/2016	12/7/2016	TRLU5944094		1x40HC	
HKGS0160500015		S160NB02498	HYUNDAI SLENDOR	054E	CNNGS DOCAU	15/5/2016	30/6/2016	FSCU9468706	GESU564094	11x40HC	
HKGS0160500020		S160SHA06322	NORTHERN GUILD	619E	CNNGS USMIA	14/5/2016	19/6/2016	TCNU9814322		1x40HC	
HKGS0160500002	HKGS0160500002	S160NB0161	MAERSK SOFIA	621W	CNNGS USMIA	27/5/2016	6/7/2016	MSKU1682868		1x40HC	
HKGS0160500002	587551331	ZHONG CHENG 89	1623	CNYZH BEANR	31/5/2016	7/7/2016	MRKU6735320		1x20DC		
HKGS0160500023		PACX160682	KMTC KEELUNG	1607S	KRPUS VNNGN	30/5/2016	5/6/2016	CFS		0.621CBM	
SEA IMPORT											
HKGS116050000	NYK55825374	66114994	MOL BRIGHTNESS	609	GBS00 HKHKG	2/5/2016		NYKU0804461		6.433CBM	
HKGS116050000	NAS6XN0235	ASNT1604014	WAN HAT 165	N24R	THRRK HKHKG	2/5/2016		WHLU0216454		15.375CB	

## Analysis -> Agent/Customer/Salesman Volume and Sales Performance





<b>Analysis</b>	<b>Utility</b>	
<b>Tonnage and GP Summary (HKD)</b>		
<b>Tonnage and GP Summary (Base Currency)</b>		<b>Date To</b> <input type="text"/>
<b>Job Summary Report</b>		
<b>Agent Volume and Sales Performance</b>		
<b>Customer Volume and Sales Performance</b>		
<b>Salesman Volume and Sales Performance</b>		
<b>Charge P&amp;L Analysis</b>		

These 3 reports show performance by agent, customer and salesman. Users may input the date for enquiry, the date is referring to job date.

Analysis	Utility								User	
Agent Volume and Sales Performance				Division: SE			  		HKG	LEO
Date		1/05/2016	To	7/05/2016	Go					
Agent	Name	Short Name	Group Name	FCL (TEU)	CBM	KG	Sales	GP	%	
1 A0159	ACE GLOBAL LOGISTIC (S) PTE LTD	ACE GLOBAL SINGAPORE	ACE GLOBAL	0.00		273.00	4,231.50	1,671.60	0.28	
2 A0315	AIR CLASS CARGO S.A.	AIR CLASS BUENOS AIRES		0.00		102.00	4,234.54	16.21	0.00	
3 A0326	AIR SEA FORWARDERS INC.	ASF LOS ANGELES	ASF	0.00		69.00	6,903.83	949.47	0.16	
4 A0328	AIR SEA FORWARDERS INC.	ASF BOSTON	ASF	0.00	0.78	0.00	3,971.20	498.44	0.08	
5 A0329	AIR SEA FORWARDERS INC.	ASF CHICAGO	ASF	0.00		850.00	20,105.00	1,234.00	0.20	
6 A0334	AIR SEA FORWARDERS INC.	ASF SEATTLE	ASF	0.00		49.00	3,606.11	586.78	0.10	
7 A0337	AIR SEA SHIPPING INC.	AIR SEA SHIPPING MIAMI	AIR SEA SHIPPING	0.00	3.40	0.00	3,274.15	2,014.21	0.33	
8 A0343	AIR SEA WORLDWIDE (CHINA) LTD.	ASW SHANGHAI	ASW-EAST CHINA REGION	2.00	0.00	694.00	11,062.00	4,729.79	0.79	
9 A0346	AIR SEA WORLDWIDE (CHINA) LTD. - NINGBO BRANCH	ASW NINGBO	ASW-EAST CHINA REGION	0.00	0.99	0.00	3,225.18	1,714.62	0.28	
10 A0351	AIR SEA WORLDWIDE (U.K.) LIMITED	ASW LONDON	ASW-UK	0.00	7.38	0.00	6,489.38	3,496.27	0.58	
11 A0352	AIR SEA WORLDWIDE (U.K.) LIMITED	ASW MANCHESTER	ASW-UK	0.00	7.24	0.00	9,407.63	1,589.02	0.26	
12 A0354	AIR SEA WORLDWIDE LOGISTICS LTD.	ASW HONG KONG (SEA)	ASW-HONG KONG & SOUTH CHINA REGION	0.00		37,287.50	893,869.31	134,571.17	22.36	
13 A0355	AIR SEA WORLDWIDE PANAMA, S.A.	ASW PANAMA CITY	ASW-PANAMA	0.00		295.50	15,329.85	5,557.04	0.92	
14 A0356	AIR SEA WORLDWIDE PANAMA, S.A.	ASW COLON FREE ZONE	ASW-PANAMA	1.00	8.21	256.00	35,034.74	3,364.04	0.56	
15 A0357	AIR SEA WORLDWIDE S.A.	ASW SANTIAGO	ASW-CHILE	0.00		3,692.00	132,315.37	4,935.80	0.82	
16 A0358	AIR SEA WORLDWIDE S.A.	ASW IQUIQUE	ASW-CHILE	0.00		1,979.00	123,598.23	20,861.19	3.47	
17 A0359	AIR SEA WORLDWIDE SPAIN, S.L.	ASW BARCELONA	ASW-SPAIN	0.00	2.22	0.00	13,190.66	5,638.16	0.94	
18 A0361	AIR SEA WORLDWIDE TAIWAN LTD.	ASW TAIPEI	ASW-TAIWAN	0.00		380.00	5,000.64	766.37	0.13	
19 A0362	AIR SEA WORLDWIDE VIETNAM LOGISTICS	ASW HO CHI MINH CITY	ASW-TAIWAN	3.00	4.14	0.00	13,297.11	6,635.26	1.10	
20 A0523	AMAZON LOGISTICA INTERNACIONAL LTDA	AMAZON PORTO ALEGRE		0.00		0.00	3,769.70	283.40	0.05	
21 A0885	ASW 3PL SHANGHAI LTD.	ASW SHANGHAI (3PL)	ASW-EAST CHINA REGION	0.00		265.00	2,617.11	645.56	0.11	
22 B0100	BAY KOREA LOGISTICS CO., LTD	BAY KOREA SEOUL	BAY KOREA	0.00	0.15	1,256.00	16,434.06	2,224.56	0.37	
23 B0434	BRAYWIN (VIC) PTY. LTD.	BRAYWIN MELBOURNE	BRAYWIN	0.00	3.48	552.50	12,420.93	2,970.89	0.49	
24 B0514	BVM SANCHEZ & SON CUSTOMS BROKER &	BVM MANILA	BVM	0.00		1,042.50	15,029.75	6,364.55	1.06	

For more details, user may click into the GP amount of the agent. The job summary will come out:

202.66.117.65/aswfm3k/aml521.asp?xagent=A0159&xdate=1/05/2016&xdate2=7/05/2016&action=asked

Volume and Sales Performance										Division: SE		   		User HKG LEO	
Date	<input type="text" value="1/05/2016"/>	To	<input type="text" value="7/05/2016"/>	Agent	<input type="text" value="A0159"/>	Customer	<input type="text"/>	Sales	<input type="text"/>	<input type="button" value="Go"/>					
Job	Date	B/L	Shipper	Consignee	POL	POD	FCL (TEU)	Consol (TEU)	Consol (CBM)	LCL	KG	Sales	GP		
1 HKGAE160500025	04/05/2016	ASW-263987	MR GLOBAL (HK) LIMITED	MEDICARE (S) PTE LTD	HKG	SIN	0.00				273.00	4,231.50	1,671.60		
							0.00	0.00	0.00	0.00	273.00	4,231.50	1,671.60		

It is similar to other 2 reports. Input the enquiry job date to have a quick reference for sales performance. There is a check box "Detail"

Analysis		Utility		Customer Volume and Sales Performance										Division: SE		User	
Date		1/05/2016		To		5/05/2016		Detail		Go				HKG LEO			
	Customer	Name		Group Name	FCL (TEU)	CBM	KG	Sales	GP	%							
1	A0170	ACEGAME S.A.			0.00	1.40	0.00	1,708.69	1,207.50	0.27							
2	A0200	ADDA ARGENTINA SRL			0.00		2,353.00	85,931.42	8,271.28	1.88							
3	A0338	AIR SEA TRANSPORT (HK) LTD.			0.00		380.00	15,643.30	3,654.00	0.83							
4	A0353	AIR SEA WORLDWIDE LOGISTICS LTD.		ASW-HONG KONG & SOUTH CHINA REGION	0.00	2.73	2,106.00	86,101.04	4,627.05	1.05							
5	A0357	AIR SEA WORLDWIDE S.A.		ASW-CHILE	0.00		3,642.00	129,962.95	4,787.98	1.09							
6	A0458	ALLIANCE MATERIAL SUPPLY & ELECT. CO.			0.00		1,240.00	22,483.00	863.50	0.20							
7	A0514	ALVIN ELECTRONICS PTY LTD			0.00	3.48	0.00	(135.21)	(614.25)	(0.14)							
8	A0531	AMERICAN AIRLINE			0.00		238.00	5,965.00	506.07	0.12							
9	A0550	AMOENA DE COSTA RICAS SOCIEDAD ANONIMA			0.00		138.00	4,665.59	1,164.87	0.26							
10	A0557	AMPO LTDS.			1.00	0.00	0.00	2,949.88	984.41	0.22							
11	A0697	ARAMEX HONG KONG LTD			0.00		3,238.00	51,129.00	3,060.71	0.70							
12	A0784	ARVATO SERVICES HK LTD		ARVATO BERTELSMANN	0.00		8,467.00	226,133.82	91,425.69	20.78							
13	A0884	ASUS GLOBAL PTE LTD			0.00	9.98	0.00	4,987.29	2,859.44	0.65							
14	A0886	ASW SUPPLY CHAIN MANAGEMENT LTD.		ASW-HONG KONG & SOUTH CHINA REGION	0.00		189.00	288.00	250.00	0.06							
15	A0909	ATLAS DEVELOPMENT LIMITED			0.00	7.06	0.00	5,245.79	1,414.68	0.32							
16	A0913	ATLAS SOUND LP			0.00	2.98	0.00	2,328.87	1,875.23	0.43							
17	A0952	AUTO INTERIOR PRODUCTS CO., LTD			0.00	1.03	0.00	1,481.97	1,380.47	0.31							
18	A0974	AVANTRONICS LTD.			0.00		423.50	23,952.29	3,428.47	0.78							
19	A1067	APPLE STORES EMEA			0.00		45.00	5,401.47	1,317.44	0.30							
20	A1096	ALAND POST LTD.			0.00	0.78	0.00	1,771.39	1,601.39	0.36							
21	A1108	ARVATO DIGITAL SERVICES			0.00		2,082.00	8,758.53	4,946.78	1.12							
22	A1305	AG CLOTHING (SHANGHAI) PTY LTD.			0.00		594.00	3,938.09	2,178.64	0.50							
23	B0113	BCT S.R.L.			0.00		288.00	13,684.26	4,178.89	0.95							

This will show the GP from which division. If there is too many data, user may press the excel icon to export the data to excel.

Analysis		Utility		Customer Volume and Sales Performance										Division: SE				User	
Date		1/05/2016		To		5/05/2016		Detail		Go						HKG LEO			
	Customer	Name	Group Name	FCL (TEU)	CBM	KG	Sales	GP	%	Sea Outbound	Consol (USD)	Sea Outbound	FCL (USD)	Sea					
1	A0170	ACEGAME S.A.		0.00	1.40	0.00	1,708.69	1,207.50	0.27		1,207.50		0.00						
2	A0200	ADDA ARGENTINA SRL		0.00		2,353.00	85,931.42	8,271.28	1.88		0.00		0.00						
3	A0338	AIR SEA TRANSPORT (HK) LTD.		0.00		380.00	15,643.30	3,654.00	0.83		0.00		0.00						
4	A0353	AIR SEA WORLDWIDE LOGISTICS LTD.	ASW-HONG KONG & SOUTH CHINA REGION	0.00	2.73	2,106.00	86,101.04	4,627.05	1.05		(344.35)		0.00						
5	A0357	AIR SEA WORLDWIDE S.A.	ASW-CHILE	0.00		3,642.00	129,962.95	4,787.98	1.09		0.00		0.00						
6	A0458	ALLIANCE MATERIAL SUPPLY & ELECT. CO.		0.00		1,240.00	22,483.00	863.50	0.20		0.00		0.00						
7	A0514	ALVIN ELECTRONICS PTY LTD		0.00	3.48	0.00	(135.21)	(614.25)	(0.14)		(614.25)		0.00						
8	A0531	AMERICAN		0.00		238.00	5,965.00	506.07	0.12		0.00		0.00						

## Analysis -> Charge P&L Analysis

Charge P&L allows user to have a gross profit analysis by charge code.

<b>Analysis</b>	Utility
Tonnage and GP Summary (HKD)	
Tonnage and GP Summary (Base Currency)	Date To <input type="text"/>
Job Summary Report	
Agent Volume and Sales Performance	
Customer Volume and Sales Performance	
Salesman Volume and Sales Performance	
<b>Charge P&amp;L Analysis</b>	

In charge code master, there is a field "Report Group". Master code controller may group the charge code by input caption in "Report Group" field.

Code*	AMS
Charge Type	3 (1-Freight / 2-Profit Share / 3-Local / 4-Fuel / 5-Security)
Charge Base	SET
Due	C (A-Agent / C-Carrier)
Documentation*	AMS FEE
Invoice Sign	+ e.g. (+) for Charges (-) for Discount
Refer To	
MAWB Terms	PP
Sales Weight	(G - Gross Weight / C - Chargeable Weight)
Purchase Weight	(G - Gross Weight / C - Chargeable Weight)
Rounding Type	Normal (Normal e.g. 100.23 --> 100.2 / Roundup e.g. 100.23 --> 100.3)
Round To	2 (Decimal places)
Remark	
Simplified Chinese Description	AMS传输费
Traditional Chinese Description	AMS傳輸費
Tax Type	(V - VAT or GST / E - Exemption)
Report Group	AMS
ADD	CHG
Site	Appear

Analysis	Corporate Functions	General Ledger	Master Synchronization	Utility
Air Charge Code Master    (This is UAT environment)				
Browse   Detail   Account				
Code*	PSL			
Charge Type	2 (1-Freight / 2-Profit Share / 3-Local / 4-Fuel / 5-Security)			
Charge Base	KGS			
Due	C (A-Agent / C-Carrier)			
Documentation*	PROFIT SHARE			
Invoice Sign	+ e.g. (+) for Charges (-) for Discount			
Refer To				
MAWB Terms	PP			
Sales Weight	(G - Gross Weight / C - Chargeable Weight)			
Purchase Weight	(G - Gross Weight / C - Chargeable Weight)			
Rounding Type	Normal (Normal e.g. 100.23 --> 100.2 / Roundup e.g. 100.23 --> 100.3)			
Round To	2 (Decimal places)			
Remark				
Simplified Chinese Description	利润分享			
Traditional Chinese Description	利潤分享			
Tax Type	(V - VAT or GST / E - Exemption)			
Report Group	PSL			
ADD	CHG			
Site	Appear			

Then when analyst run the Charge P&L Analysis report, Income, Cost and Gross profit will be shown by charge code's report group caption.

Analysis Utility

Charge P&L Analysis (This is UAT environment)

Job Date\* 1/04/2016 To\* 31/07/2016 Module AIR Go

Analysis Utility

Charge P&L Analysis (This is UAT environment)

Job Date\* 1/05/2016 To\* 31/08/2016 Module AIR Go

Division	Income (HKD)	Cost (HKD)	Profit (HKD)
<b>AMS</b>			
1 AE	300.00	31.02	268.98
2 AM	195,536.00	250.00	195,286.00
	195,836.00	281.02	195,554.98
<b>PSL</b>			
3 AE	739.72	-155.13	894.85
4 AM	-634.36	0.00	-634.36
	105.36	-155.13	260.49
<b>(OTHERS)</b>			
5 AE	144,465.22	9,623.60	134,841.62
6 AM	24,268.92	4,795.84	19,473.08
	168,734.14	14,419.44	154,314.70
	364,675.50	14,545.33	350,130.17



JOB#	DIVISION	FULL DATE	ETD	ETA	B/L#	MOBL#	CREATED USER	VESSEL	Vessel NAME	VOYAGE	SHPR	SHPR NAME
HKGM160400001	MM	20160401	1/4/16	17/4/16	ASHKG699006		Julian Leung	OQO	OQO QINGDAO	116W	R0071	RITSCHARD LTD
HKGM160400001	MM	20160401	1/4/16	17/4/16	ASHKG699007		Julian Leung	OQO	OQO QINGDAO	116W	S0040	SPEEDMARK TRANSPORTATION LTD
HKGM160400001	MM	20160401	1/4/16	17/4/16	ASHKG699008	APLU32818200	Julian Leung	OQO	OQO QINGDAO	116W	E0036	EVERWIN TRANSPORTATION LTD
HKGM160400001	MM	20160401	1/4/16	17/4/16	MTD-19835	APLU32818200	Julian Leung	OQO	OQO QINGDAO	116W	R0071	RITSCHARD LTD
HKGM160400003	MM	20160423	23/6/16	23/7/16	ASHKG699009		Janice Yeung	301	WAN HAI 301	222	J0042	SHIPPER MAILING NAME
HKGM160400002	MM	20160429	29/4/16	30/4/16	ASHKG234512		Janice Yeung	A0011	AL SAFAT	111	J0017	SONE JANICE COMPANY
HKGSE160400022	SE	20160401	1/4/16	17/4/16	ASCAN500003		Janice Yeung	1982S	PAC KALIMANTAN	888	G0037	GUANGZHOU RUBI IMPORT & EX
HKGSE160400026	SE	20160401	1/4/16	17/4/16	ASHKG600419		Janice Yeung	1982S	PAC KALIMANTAN	888	A0009	A. HARTRODT (GMBH & CO) KG
HKGSE160400026	SE	20160401	1/4/16	17/4/16	ASHKG600420		Janice Yeung	1982S	PAC KALIMANTAN	888	A0005	ARIES GLOBAL LOGISTICS, INC.
HKGSE160400023	SE	20160404	4/4/16	1/5/16	ASCAN600137			V0133	CSAV LUMACO	TEST1227E	G0110	GUANGDONG ZHAOQING L&V CC
HKGSE160400025	SE	20160404	4/4/16	1/5/16	ASHKG600384		Leo C	V0133	CSAV LUMACO	TEST1227E	A0177	ABC TESTING LIMITED
HKGSE160400025	SE	20160404	4/4/16	1/5/16	ASSZX600020			V0133	CSAV LUMACO	TEST1227E	G0037	GUANGZHOU RUBI IMPORT & EX
HKGSE160400025	SE	20160404	4/4/16	1/5/16	ASSZX600041			V0133	CSAV LUMACO	TEST1227E	G0037	GUANGZHOU RUBI IMPORT & EX
HKGSE160400021	SE	20160404	4/4/16	24/4/16	ASHKG600419			T0043	TEST	01011	A0177	ABC TESTING LIMITED
HKGSE160400003	SE	20160410	10/4/16	10/5/16	ASSZX600326			KKS	MAERSK KOTKA	00101	S0042	SHENZHEN LUX LIGHTING CO., L
HKGSE160400009	SE	20160423	23/4/16	30/4/16	ASHKG600283		Janice Yeung	1988S	PAC KALIMANTAN	222	J0042	SHIPPER MAILING NAME
HKGSE160400009	SE	20160423	23/4/16	30/4/16	ASHKG600290		Janice Yeung	1988S	PAC KALIMANTAN	222	J0042	SHIPPER MAILING NAME
HKGSE160400013	SE	20160428	25/4/16	30/4/16	ASHKG700004	10966000	Janice Yeung	A0011	AL SAFAT	222	A0007	A. HARTRODT (BELGIUM) N.V. AI
HKGSE160400013	SE	20160428	25/4/16	30/4/16	ASHKG700005	10966000	Janice Yeung	A0011	AL SAFAT	222	A0007	A. HARTRODT (BELGIUM) N.V. AI
HKGSE160400013	SE	20160428	25/4/16	30/4/16	ASHKG500001	10966000	Janice Yeung	A0011	AL SAFAT	222	A0007	A. HARTRODT (BELGIUM) N.V. AI
HKGSE160400011	SE	20160429	29/4/16	30/4/16	ASHKG600286	MOBL001	Janice Yeung	JAM	JITRA BHUM	000	J0042	SHIPPER MAILING NAME
HKGSE160400011	SE	20160429	29/4/16	30/4/16	ASHKG600317	MOBL001	Janice Yeung	JAM	JITRA BHUM	000	J0042	SHIPPER MAILING NAME
HKGSE160400011	SE	20160429	29/4/16	30/4/16	ASHKG600318	MOBL001	Janice Yeung	JAM	JITRA BHUM	000	J0042	SHIPPER MAILING NAME
HKGSE160400011	SE	20160429	29/4/16	30/4/16	ASHKG600319	MOBL001	Janice Yeung	JAM	JITRA BHUM	000	J0042	SHIPPER MAILING NAME
HKGSE160400011	SE	20160429	29/4/16	30/4/16	ASHKG600320	MOBL001	Janice Yeung	JAM	JITRA BHUM	000	J0042	SHIPPER MAILING NAME
HKGSE160400011	SE	20160429	29/4/16	30/4/16	ASHKG600321	MOBL001	Janice Yeung	JAM	JITRA BHUM	000	J0042	SHIPPER MAILING NAME
HKGSE160400011	SE	20160429	29/4/16	30/4/16	ASHKG600322	MOBL001	Janice Yeung	JAM	JITRA BHUM	000	J0042	SHIPPER MAILING NAME
HKGSE160400011	SE	20160429	29/4/16	30/4/16	ASHKG600323	MOBL001	Janice Yeung	JAM	JITRA BHUM	000	J0042	SHIPPER MAILING NAME
HKGSE160400011	SE	20160429	29/4/16	30/4/16	ASHKG600324	MOBL001	Janice Yeung	JAM	JITRA BHUM	000	J0042	SHIPPER MAILING NAME
HKGSE160400011	SE	20160429	29/4/16	30/4/16	ASHKG600325	MOBL001	Janice Yeung	JAM	JITRA BHUM	000	J0042	SHIPPER MAILING NAME
HKGSE160400011	SE	20160429	29/4/16	30/4/16	ASHKG600326	MOBL001	Janice Yeung	JAM	JITRA BHUM	000	J0042	SHIPPER MAILING NAME
HKGSE160400011	SE	20160429	29/4/16	30/4/16	ASHKG600327	MOBL001	Janice Yeung	JAM	JITRA BHUM	000	J0042	SHIPPER MAILING NAME
HKGSE160400011	SE	20160429	29/4/16	30/4/16	ASHKG600328	MOBL001	Janice Yeung	JAM	JITRA BHUM	000	J0042	SHIPPER MAILING NAME
HKGSE160400011	SE	20160429	29/4/16	30/4/16	ASHKG600329	MOBL001	Janice Yeung	JAM	JITRA BHUM	000	J0042	SHIPPER MAILING NAME
HKGSE160400011	SE	20160429	29/4/16	30/4/16	ASHKG600330	MOBL001	Janice Yeung	JAM	JITRA BHUM	000	J0042	SHIPPER MAILING NAME
HKGSE160400011	SE	20160429	29/4/16	30/4/16	ASHKG600331	MOBL001	Janice Yeung	JAM	JITRA BHUM	000	J0042	SHIPPER MAILING NAME
HKGSE160400011	SE	20160429	29/4/16	30/4/16	ASHKG600332	MOBL001	Janice Yeung	JAM	JITRA BHUM	000	J0042	SHIPPER MAILING NAME
HKGSE160400008	SE	20160429	29/4/16	30/4/16	ASHKG600309		Janice Yeung	A0011	AL SAFAT	111	M0064	MAIME SHIPPER HONGKONG
HKGSE160400012	SE	20160430	30/4/16	7/5/16	ASHKG600287		Maime Cheung	301	WAN HAI 301	122	DUMMY	
HKGSE160400004	SE	20160430	1/5/16	30/4/16	ASHKG600113		Janice Yeung	1982S	PAC KALIMANTAN	565	A0009	A. HARTRODT (GMBH & CO) KG
HKGS160400001	SI	20160430	21/4/16	30/4/16	TSJA100001	TSJA100001A	Janice Yeung	MSC	MSC LAUREN	111	P0004	PAX GLOBAL CARGO, INC
HKGS160400002	SM	20160408			HKGS160400002		Janice Yeung				A0039	DONOTUSE-AIR SEA WORLDWID
SXSE160400005	SO	20160402	2/4/16	2/5/16	ASSZX600328S		Leo C	ALX	ALEXANDRIA	1605	M0020	MASTERLINE BILLY

## Data grouping

Normally this will be used in some general fields, e.g division, income, cost and profit.

When choosing data grouping, data will be assumed to be grouped by the first field, i.e

Division

The data will not list out by HBL, but by division in this example:

Air Freight

Inbound

Outbound

Miscellaneous

Report

Invoice

Tariff

Master

Sea Air

Utility

Report Generator (This is DAT environment)

User: HKG LEO

Job No.

MAWB No.

Division

Shipper

Consignee

L Agent/Coloader

Dest. Agent

R/O Agent

Freight Terms

Port of Receipt

Port of Loading

Final Destination

MAWB POD

Date From

MAWB No.

Flight No.

Nature

Short Name

Short Name

Port of Discharge

Dest. Country

Volume Diff.

Exclude Tonnage of T-AWB & M-AWB

Display Fields & Sequence

Field(s) Shown

Division

Freight Income

Freight Cost

Non-freight Income

Non-freight Cost

Net Profit

Report Name

EXCEL

Save

Load

FILE

HOME

INSERT

PAGE LAYOUT

FORMULAS

DATA

REVIEW

VIEW

Verdana

10

A

A

B

I

U

Font

Alignment

A

B

C

D

E

F

DIVISION

Frt Income

Frt Cost

Non-Frt Income

Non-Frt Cost

Gross Profit

2

AE

78,377.00

3,675.00

65,832.58

2,511.41

138,762.89

3

AI

11,200.66

900.00

202,695.26

2,195.84

210,365.72

4

AM

5

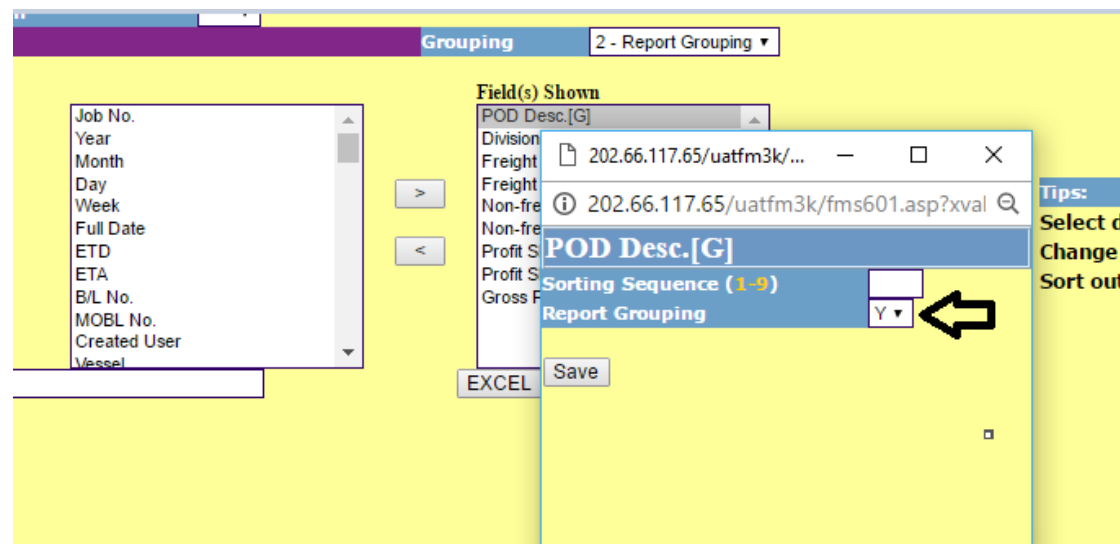
AO

6

## Report grouping

Report grouping provide user see the subtotal by the field chose, for example, income, cost and profit shown by port of discharge:

User may double click on the field which to be grouped, then choose [Y] for Report Grouping.



The selected field will be shown in row, instead of column, and the subtotal will be listed in row.

